



FINANCIAL HIGHLIGHTS

	Six months ended 30 June		
	2017	2016	Change
Revenues (RMB million)	44,888	42,176	6.4%
Gross profit (RMB million)	5,709	5,392	5.9%
Profit attributable to equity shareholders of the Company (RMB million)	1,469	1,386	5.9%
Basic earnings per share (RMB)	0.212	0.200	5.9%
Free cash flow ¹ (RMB million)	2,002	2,385	-16.0%

Revenues (RMB million)




Profit Attributable to Equity Shareholders of the Company (RMB million)



Basic Earnings per Share (RMB)



Free Cash Flow (RMB million)



¹ Free cash flow = Profit for the year + Depreciation and amortisation – Changes in working capital – Capital expenditure