


Financial Highlights

	2005	2006	Change
Revenues (RMB millions)	13,232	14,183	7.2%
Gross profit (RMB millions)	2,688	2,759	2.7%
Profit attributable to shareholders (RMB millions)	598	696	16.5%
Earnings per share (RMB)	0.151	0.172	13.9%
Free cash flow ⁽¹⁾ (RMB millions)	(182)	(27)	N.A.


REVENUES




GROSS PROFIT



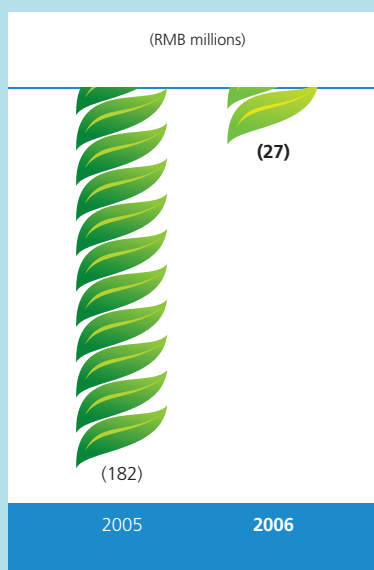
PROFIT ATTRIBUTABLE TO SHAREHOLDERS



EARNINGS PER SHARE



FREE CASH FLOW



(1) Free cash flow = Profit for the year + Depreciation and amortization – Changes in working capital – Capital expenditure