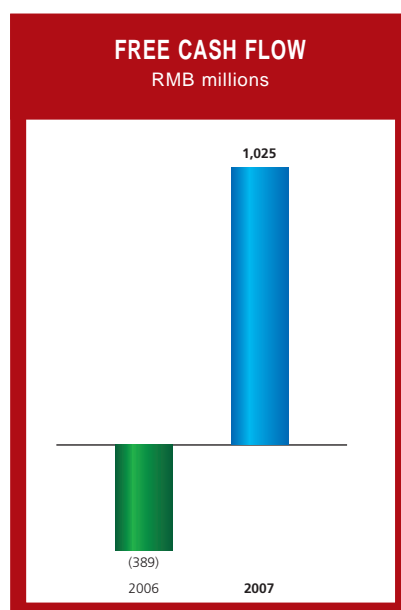
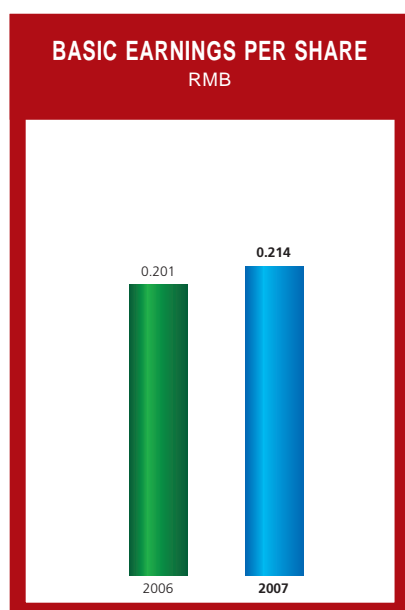
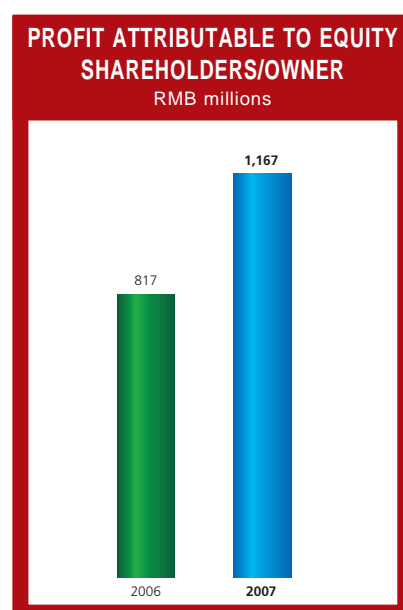
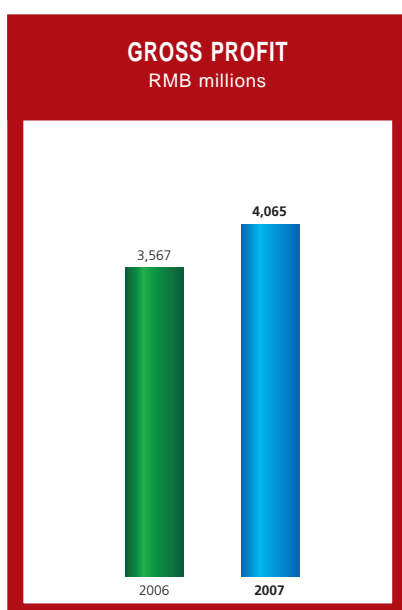
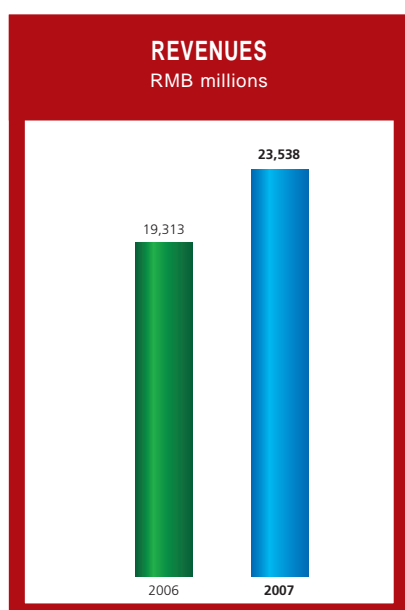


Financial Highlights

	2006	2007	Change
Revenues (RMB millions)	19,313	23,538	21.9%
Gross profit (RMB millions)	3,567	4,065	14.0%
Profit attributable to equity shareholders/owner (RMB millions)	817	1,167	42.9%
Basic earnings per share (RMB)	0.201	0.214	6.5%
Free cash flow (RMB millions)	(389)	1,025	N/A



⁽¹⁾ The 2006 financial data are restated figures. For basis of preparation, please refer to note 1(c) of "Notes to the Consolidated Financial Statements" of this Annual Report.

⁽²⁾ Free cash flow = Profit for the year + Depreciation and amortization – Changes in working capital – Capital expenditure