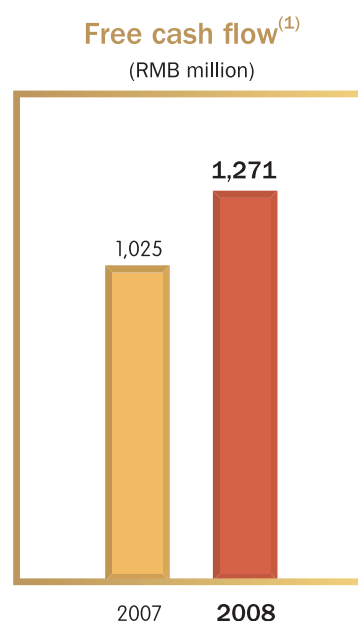
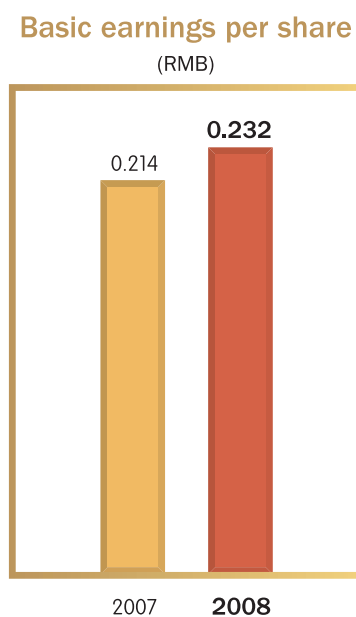
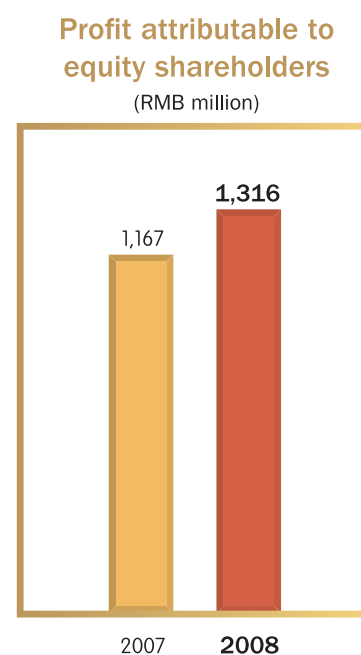
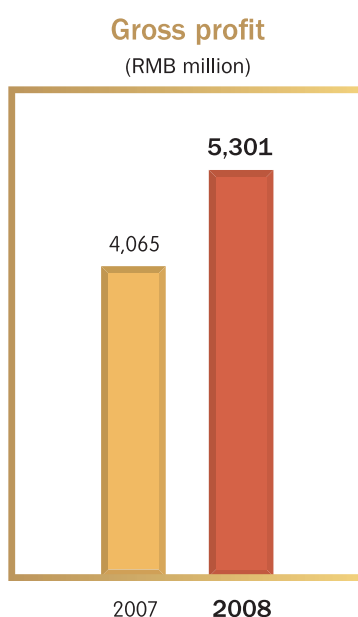
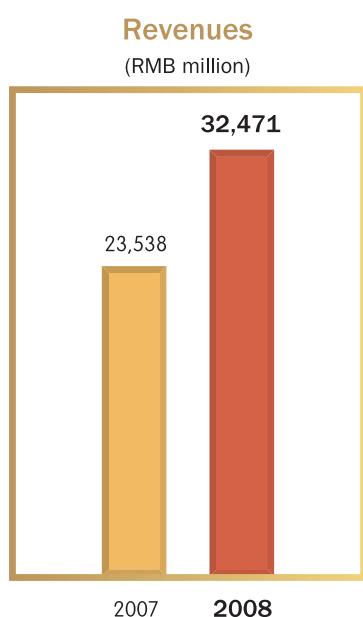


Financial Highlights



	2007	2008	Change
Revenues (RMB million)	23,538	32,471	37.9%
Gross profit (RMB million)	4,065	5,301	30.4%
Profit attributable to equity shareholders (RMB million)	1,167	1,316	12.8%
Basic earnings per share (RMB)	0.214	0.232	8.4%
Free cash flow ⁽¹⁾ (RMB million)	1,025	1,271	24.0%



⁽¹⁾ Free cash flow = Profit for the year + Depreciation and amortization – Changes in working capital – Capital expenditure