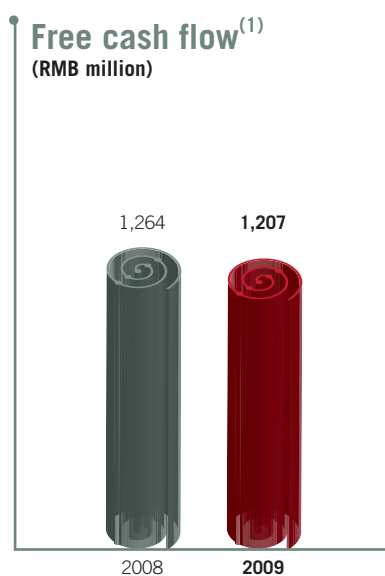
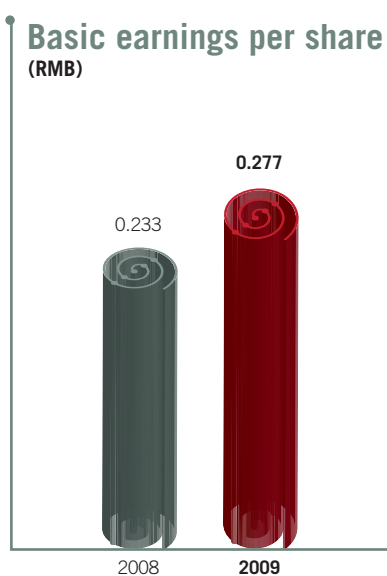
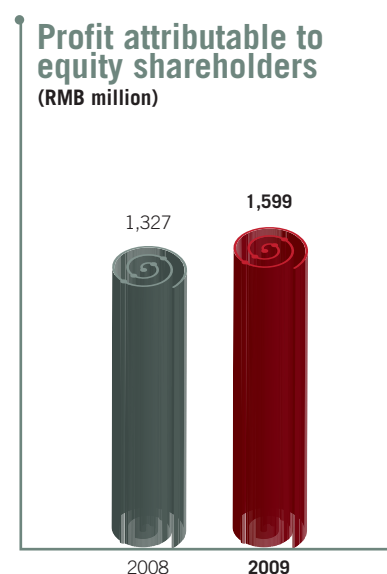
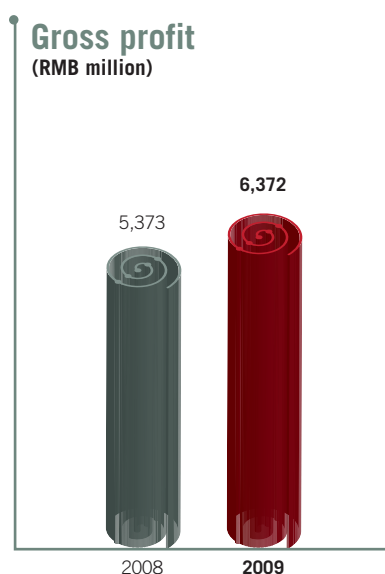
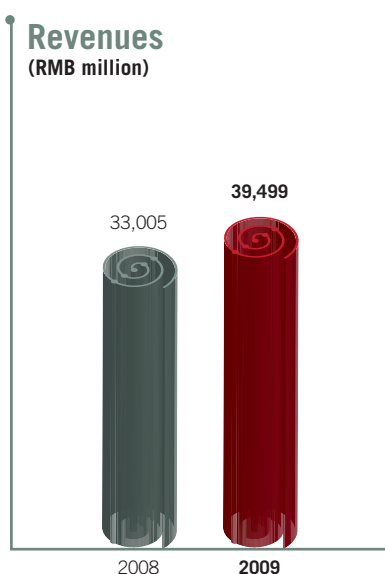


## Financial Highlights

	2008	2009	Change
Revenues (RMB million)	33,005	<b>39,499</b>	<b>19.7%</b>
Gross profit (RMB million)	5,373	<b>6,372</b>	<b>18.6%</b>
Profit attributable to equity shareholders (RMB million)	1,327	<b>1,599</b>	<b>20.5%</b>
Basic earnings per share (RMB)	0.233	<b>0.277</b>	<b>18.9%</b>
Free cash flow <sup>(1)</sup> (RMB million)	1,264	<b>1,207</b>	<b>(4.5%)</b>



<sup>(1)</sup> Free cash flow = Profit for the year + Depreciation and amortization – Changes in working capital – Capital expenditure