


Financial Highlights

	2009	2010	Change
Revenues (RMB million)	39,499	45,417	15.0%
Gross profit (RMB million)	6,372	7,399	16.1%
Profit attributable to equity shareholders (RMB million)	1,599	1,818	13.7%
Basic earnings per share (RMB)	0.277	0.315	13.7%
Free cash flow ⁽¹⁾ (RMB million)	1,207	628	-48.0%


Revenues

(RMB million)




Gross profit

(RMB million)




Profit attributable to equity shareholders

(RMB million)




Basic earnings per share

(RMB)

Free cash flow⁽¹⁾

(RMB million)



⁽¹⁾ Free cash flow = Profit for the year + Depreciation and amortization – Changes in working capital – Capital expenditure