



Financial Highlights

	2010 (Restated) ⁽¹⁾	2011	Change
Revenues (RMB million)	45,417	53,507	17.8%
Gross profit (RMB million)	7,393	8,509	15.1%
Profit attributable to equity shareholders (RMB million)	1,804	2,115	17.2%
Basic earnings per share (RMB)	0.313	0.366	17.2%
Free cash flow ⁽²⁾ (RMB million)	628	414	-34.1%


Revenues increased from RMB14.2 billion in 2006, the first year after listing, by more than 2-fold to more than RMB53.5 billion in 2011




Revenues
(RMB million)



Gross profit
(RMB million)




Profit attributable to equity shareholders
(RMB million)




⁽¹⁾ In 2011, the Group retrospectively adopted the amendment to IFRS 1. Please refer to note 3 to the audited financial statements for details.

⁽²⁾ Free cash flow = Profit for the year + Depreciation and amortization – Changes in working capital – Capital expenditure



Basic earnings
per share
(RMB)



Free cash flow
(RMB million)

