


FINANCIAL HIGHLIGHTS

	2016	2015	Change
Revenues (RMB million)	88,449	80,960	9.3%
Profit attributable to equity shareholders (RMB million)	2,536	2,334	8.6%
Free cash flow ¹ (RMB million)	4,361	3,573	22.1%
Basic earnings per share (RMB)	0.366	0.337	8.6%
Total dividend per share (RMB)	0.1318	0.1112	18.5%
of which: Final dividend per share (RMB)	0.1098	0.1011	8.6%
Special dividend per share (RMB)	0.0220	0.0101	117.8%


REVENUES

(RMB million)




FREE CASH FLOW

(RMB million)




PROFIT ATTRIBUTABLE TO EQUITY SHAREHOLDERS

(RMB million)



BASIC EARNINGS PER SHARE

(RMB)



¹ Free cash flow = Profit for the year + Depreciation and amortisation – Changes in working capital – Capital expenditure