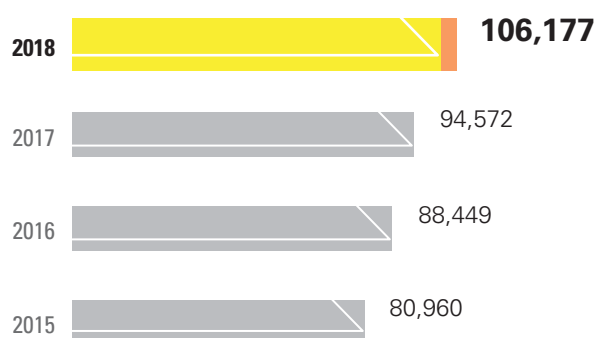


# FINANCIAL HIGHLIGHTS

	2018	2017	Change
Revenues (RMB million)	<b>106,177</b>	94,572	12.3%
Profit attributable to equity shareholders of the Company (RMB million)	<b>2,901</b>	2,714	6.9%
Free cash flow <sup>1</sup> (RMB million)	<b>3,613</b>	6,118	-40.9%
Basic earnings per share (RMB)	<b>0.419</b>	0.392	6.9%
Total dividend per share (RMB)	<b>0.1508</b>	0.1411	6.9%
of which: Final dividend per share (RMB)	<b>0.1257</b>	0.1176	-
Special dividend per share (RMB)	<b>0.0251</b>	0.0235	-

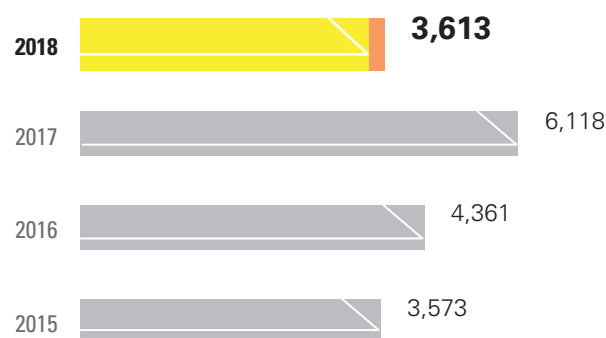
## REVENUES

(RMB million)



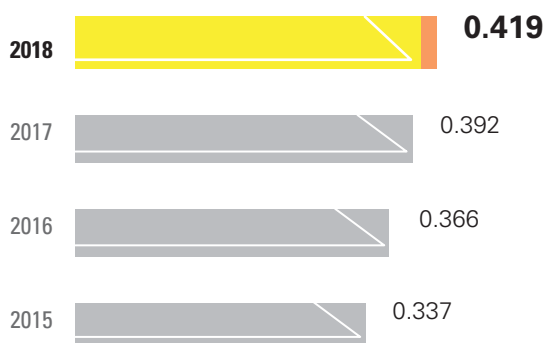
## FREE CASH FLOW

(RMB million)



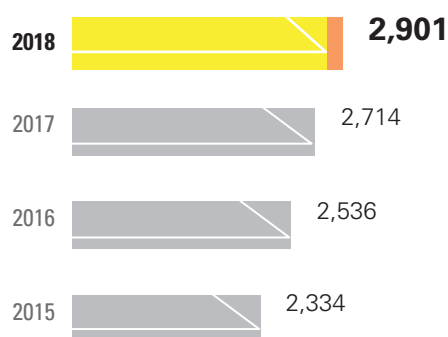
## BASIC EARNINGS PER SHARE

(RMB)



## PROFIT ATTRIBUTABLE TO EQUITY SHAREHOLDERS OF THE COMPANY

(RMB million)



<sup>1</sup> Free cash flow = Profit for the year + Depreciation and amortisation – Changes in working capital – Capital expenditure