

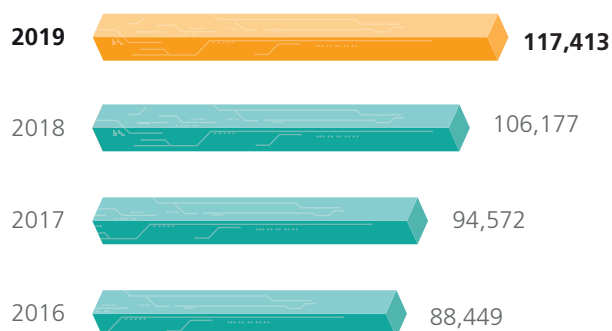


FINANCIAL HIGHLIGHTS

	2019	2018	Change
Revenues (RMB million)	117,413	106,177	10.6%
Profit attributable to equity shareholders of the Company (RMB million)	3,049	2,901	5.1%
Free cash flow ¹ (RMB million)	4,243	3,613	17.4%
Basic earnings per share (RMB)	0.440	0.419	5.1%
Total dividend per share (RMB)	0.1585	0.1508	5.1%
of which: Final dividend per share (RMB)	0.1321	0.1257	–
Special dividend per share (RMB)	0.0264	0.0251	–

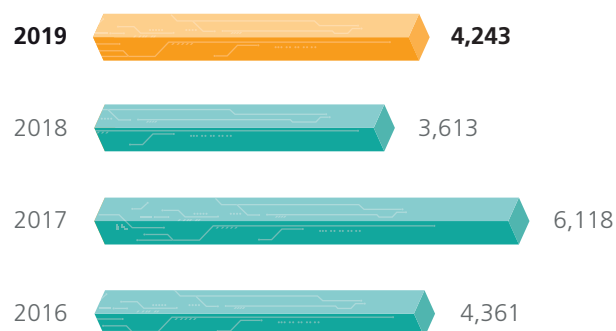
REVENUES

(RMB million)



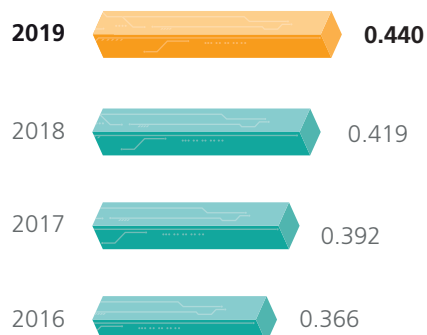
FREE CASH FLOW

(RMB million)



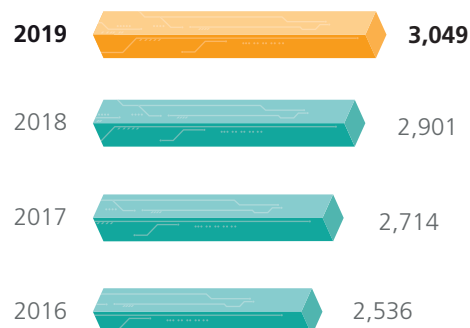
BASIC EARNINGS PER SHARE

(RMB)



PROFIT ATTRIBUTABLE TO EQUITY SHAREHOLDERS OF THE COMPANY

(RMB million)



¹ Free cash flow = Profit for the year + Depreciation and amortisation – Changes in working capital – Capital expenditure