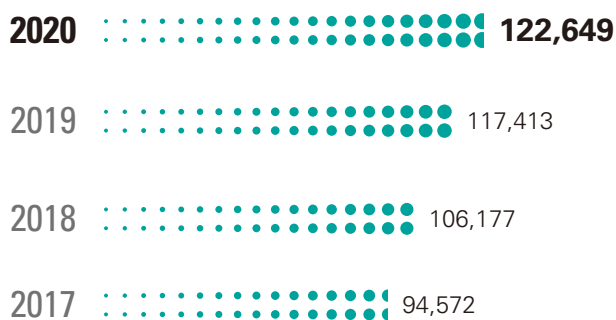


FINANCIAL HIGHLIGHTS

	2020	2019	Change
Revenues (RMB million)	122,649	117,413	4.5%
Profit attributable to equity shareholders of the Company (RMB million)	3,081	3,049	1.1%
Free cash flow ¹ (RMB million)	2,630	4,243	-38.0% ²
Basic earnings per share (RMB)	0.445	0.440	1.1%
Total dividend per share (RMB)	0.1602	0.1585	1.1%
of which: Final dividend per share (RMB)	0.1335	0.1321	-
Special dividend per share (RMB)	0.0267	0.0264	-

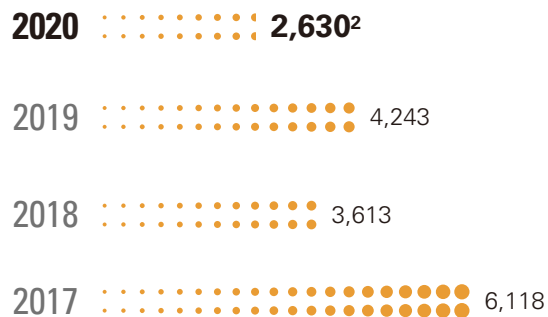
REVENUES

(RMB million)



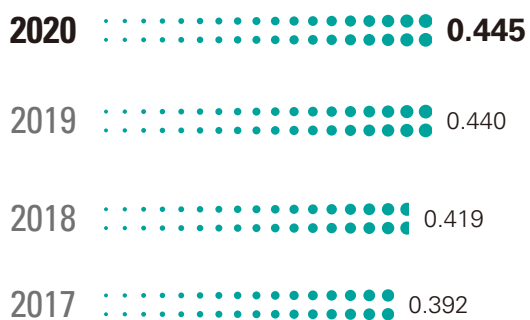
FREE CASH FLOW

(RMB million)



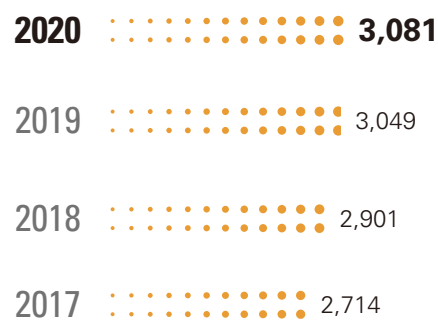
BASIC EARNINGS PER SHARE

(RMB)



PROFIT ATTRIBUTABLE TO EQUITY SHAREHOLDERS OF THE COMPANY

(RMB million)



¹ Free cash flow = Profit for the year + Depreciation and amortization – Changes in working capital – Capital expenditure

² The Company paid an amount of RMB2,527 million in 2020 for the property acquisition which serves as the bases for the smart production, operation and research and development of the Group. Excluding such factor, free cash flow in 2020 was RMB5,157 million, increased by 21.5% year-on-year.