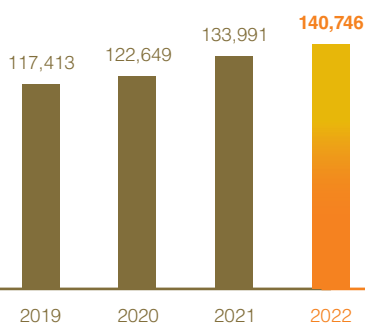


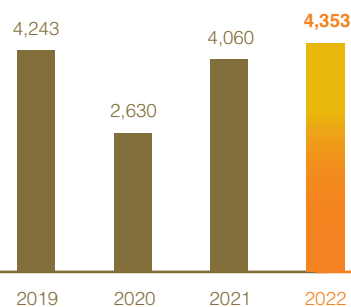
FINANCIAL HIGHLIGHTS

	2022	2021	Change
Revenues (RMB million)	140,746	133,991	5.0%
Profit attributable to equity shareholders of the Company (RMB million)	3,358	3,157	6.4%
Free cash flow ¹ (RMB million)	4,353	4,060	7.2%
Basic earnings per share (RMB)	0.485	0.456	6.4%
Total dividend per share (RMB)	0.1939	0.1732	12.0%

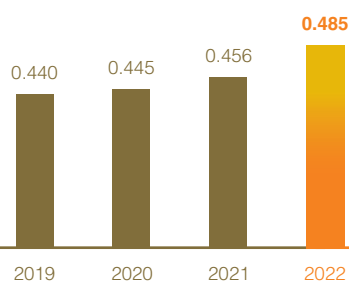
Revenues
(RMB million)



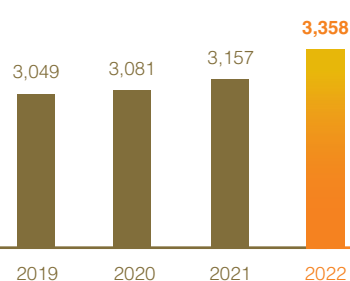
Free Cash Flow
(RMB million)



Basic Earnings per Share
(RMB)



Profit Attributable to Equity
Shareholders of The Company
(RMB million)



¹ Free cash flow = Profit for the year + Depreciation and amortisation – Changes in working capital – Capital expenditure