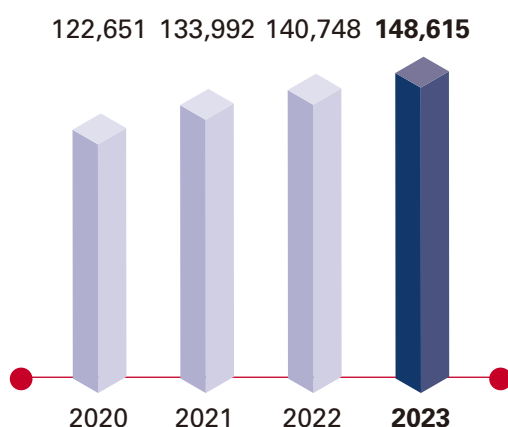


FINANCIAL HIGHLIGHTS

	2023	2022	Change
Revenues (RMB million)	148,615	140,748	5.6%
Profit attributable to equity shareholders of the Company (RMB million)	3,584	3,360	6.7%
Free cash flow ¹ (RMB million)	4,333	4,353	(0.5%)
Basic earnings per share (RMB)	0.518	0.485	6.7%
Dividend per share (RMB)	0.2174	0.1939	12.1%

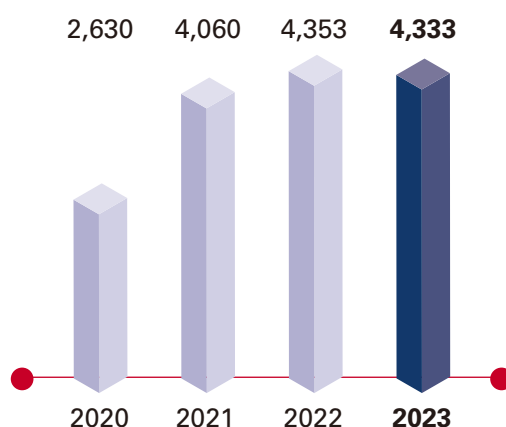
Revenues

(RMB million)



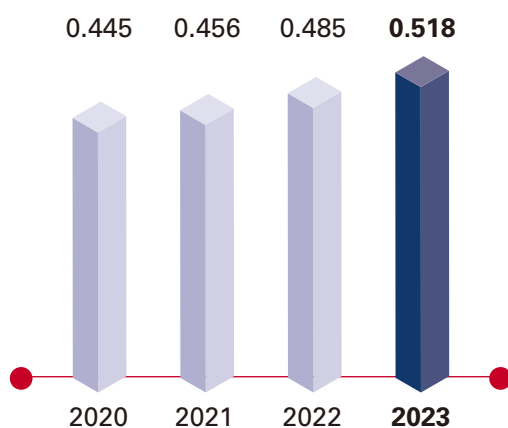
Free Cash Flow

(RMB million)



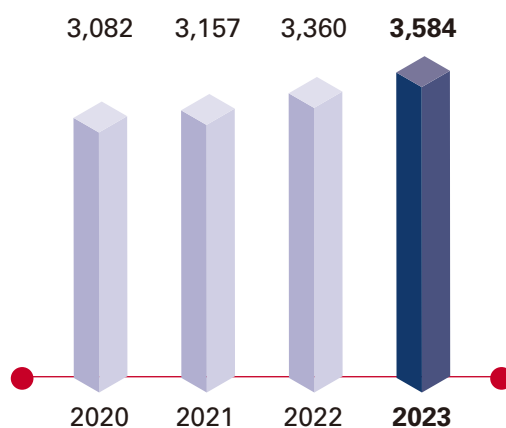
Basic Earnings per Share

(RMB)



Profit Attributable to Equity Shareholders of The Company

(RMB million)



¹ Free cash flow = Profit for the year + Depreciation and amortisation – Changes in working capital – Capital expenditure