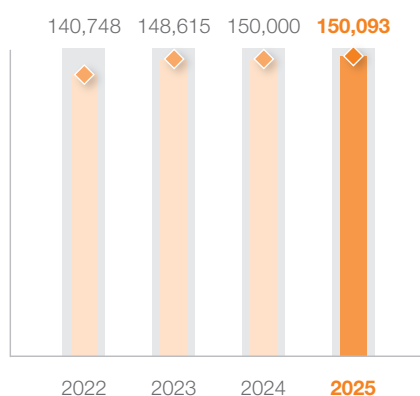


## FINANCIAL HIGHLIGHTS

	2025	2024	Change
Revenues (RMB million)	150,093	150,000	0.1%
Profit attributable to equity shareholders of the Company (RMB million)	3,610	3,607	0.1%
Basic earnings per share (RMB)	0.521	0.521	0.1% <sup>1</sup>
Dividend per share (RMB)	0.2241	0.2187	2.5%

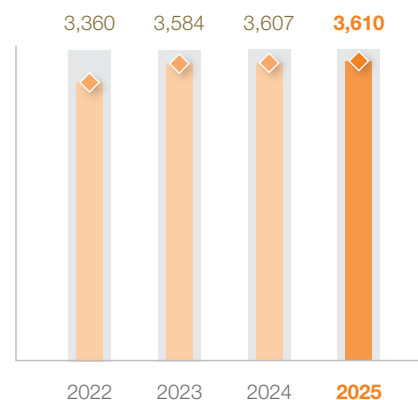
### Revenues

(RMB million)



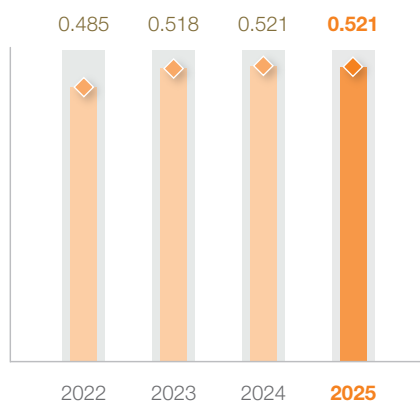
### Profit Attributable to Equity Shareholders of the Company

(RMB million)



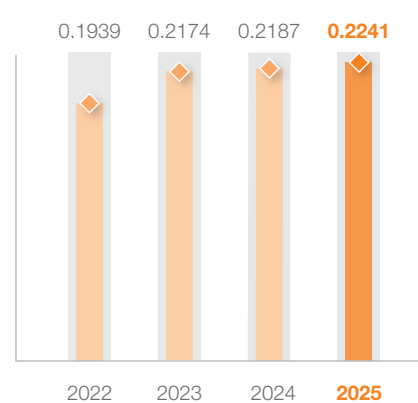
### Basic Earnings per Share

(RMB)



### Dividend per Share

(RMB)



<sup>1</sup> Due to rounding adjustment, discrepancies may occur in certain percentage changes