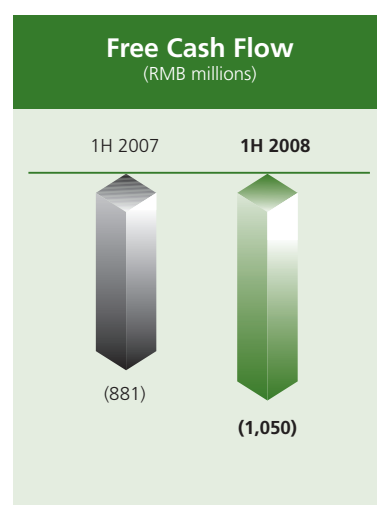
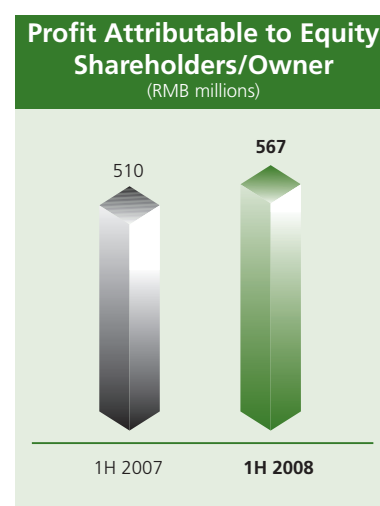
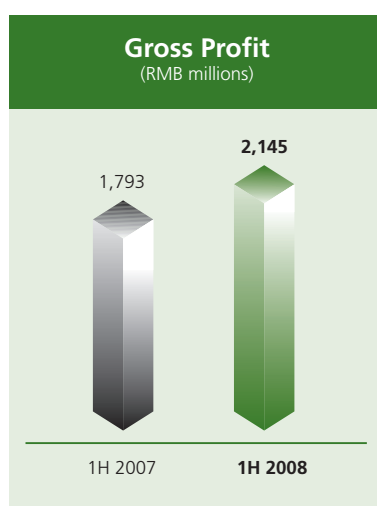
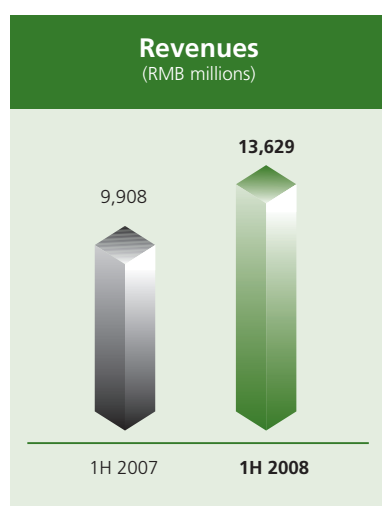


FINANCIAL HIGHLIGHTS

	Six months ended 30 June		Change
	2007	2008	
Revenues (RMB millions)	9,908	13,629	37.5%
Gross profit (RMB millions)	1,793	2,145	19.6%
Profit attributable to equity shareholders/owner (RMB millions)	510	567	11.3%
Basic earnings per share (RMB)	0.094	0.101	7.4%
Free cash flow ⁽¹⁾ (RMB millions)	(881)	(1,050)	N/A



(1) Free cash flow = Profit for the period + Depreciation and amortization – Changes in working capital – Capital expenditure