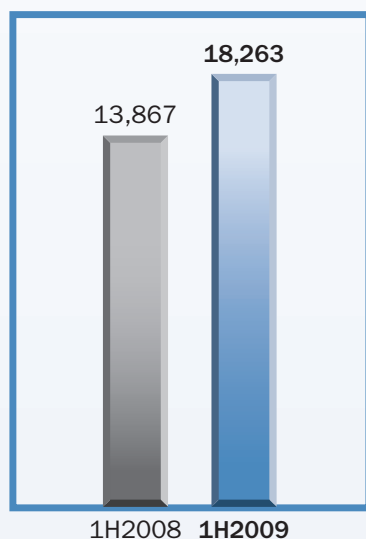




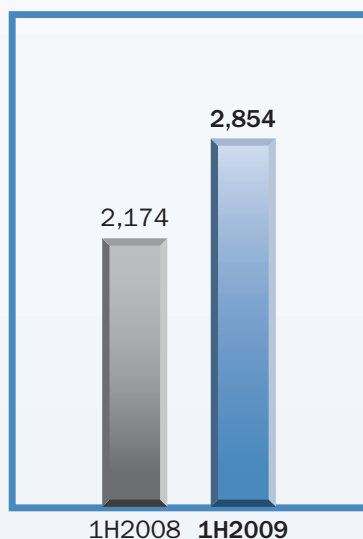
Financial Highlights

	Six months ended 30 June		Change
	2008	2009	
Revenues (RMB millions)	13,867	18,263	31.7%
Gross profit (RMB millions)	2,174	2,854	31.3%
Profit attributable to equity shareholders (RMB millions)	569	758	33.3%
Basic earnings per share (RMB)	0.102	0.131	28.4%
Free cash flow ⁽¹⁾ (RMB millions)	(1,146)	(1,054)	N/A

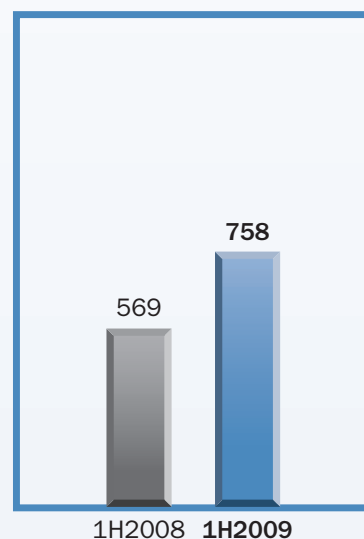
Revenues
(RMB millions)



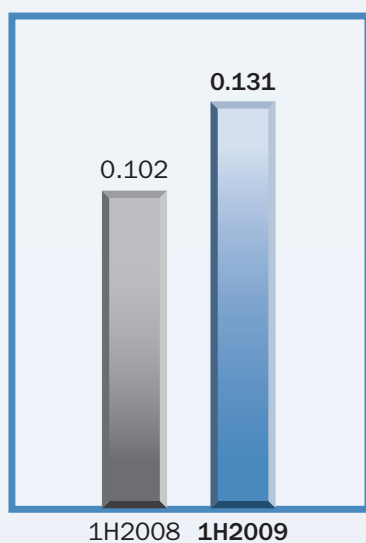
Gross Profit
(RMB millions)



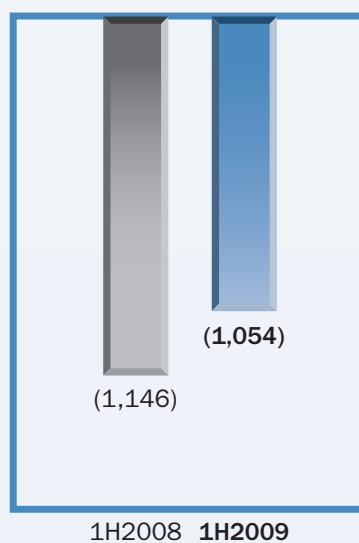
Profit Attributable to Equity Shareholders
(RMB millions)



Basic Earnings per Share
(RMB)



Free Cash Flow⁽¹⁾
(RMB millions)



⁽¹⁾ Free cash flow = Profit for the period + Depreciation and amortization – Changes in working capital – Capital expenditure