



Financial Highlights

	Six months ended 30 June		Change
	2009	2010	
Revenues (RMB millions)	18,263	21,720	18.9%
Gross profit (RMB millions)	2,854	3,365	17.9%
Profit attributable to equity shareholders (RMB millions)	758	906	19.4%
Basic earnings per share (RMB)	0.131	0.157	19.4%


Revenues
(RMB millions)



Gross Profit
(RMB millions)



Profit Attributable to Equity Shareholders
(RMB millions)



Basic Earnings per Share
(RMB)

