


## Financial Highlights

Six months ended 30 June

	2010	2011	Change
Revenues (RMB millions)	21,720	<b>25,189</b>	16.0%
Gross profit (RMB millions)	3,365	<b>3,948</b>	17.3%
Profit attributable to equity shareholders (RMB millions)	906	<b>1,053</b>	16.3%
Basic earnings per share (RMB)	0.157	<b>0.182</b>	16.3%


### Revenues

(RMB millions)




### Gross Profit

(RMB millions)



### Profit Attributable to Equity Shareholders

(RMB millions)



### Basic Earnings per Share

(RMB)

