


Financial Highlights

	Six months ended 30 June		Change
	2011 (Restated) ⁽¹⁾	2012	
Revenues (RMB millions)	25,213	29,356	16.4%
Gross profit (RMB millions)	3,950	4,520	14.4%
Profit attributable to equity shareholders (RMB millions)	1,045	1,209	15.7%
Basic earnings per share (RMB)	0.176 ⁽²⁾	0.180	2.3%

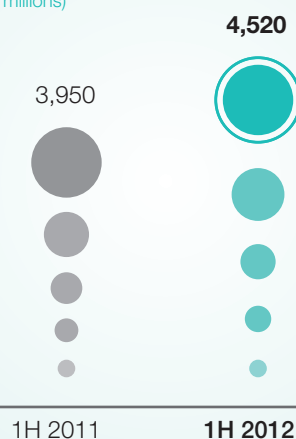
Revenues

(RMB millions)



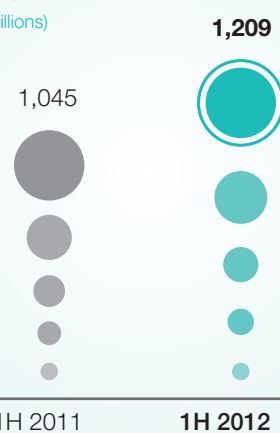
Gross Profit

(RMB millions)




Profit Attributable to Equity Shareholders

(RMB millions)



Basic Earnings per Share

(RMB)



(1) The interim financial data for 2011 have been restated due to the newly acquired companies and the adoption of amendment to IFRS 1. Please refer to note 2 of the unaudited financial statements for details.

(2) Basic earnings per share for the six months ended 30 June 2011 have been restated pursuant to factors set out in (1) as well as the rights issue of the Company in February 2012. Please refer to note 13 of the unaudited financial statements for details.