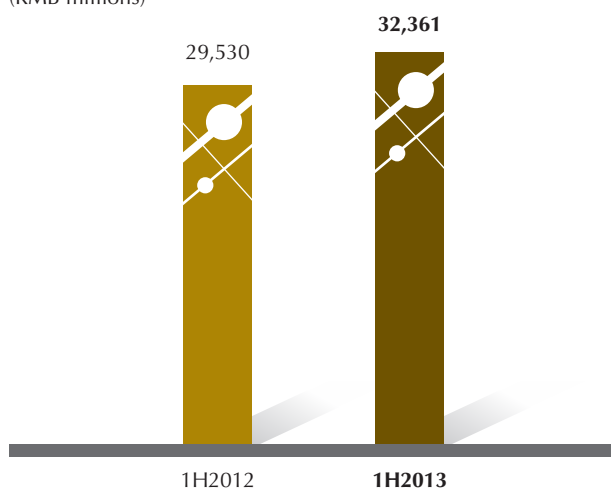


Financial Highlights

	Six months ended 30 June		Change
	2012	2013	
	(Restated) ⁽¹⁾		
Revenues (RMB millions)	29,530	32,361	9.6%
Gross profit (RMB millions)	4,581	4,971	8.5%
Profit attributable to equity shareholders (RMB millions)	1,221	1,242	1.7%
Basic earnings per share (RMB)	0.182	0.179	-1.6%

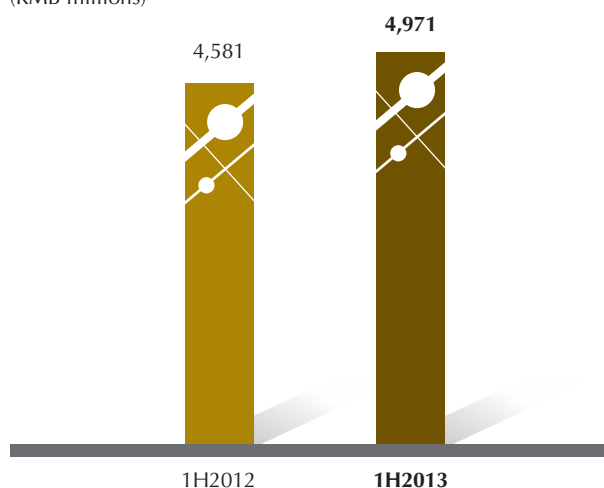
Revenues

(RMB millions)



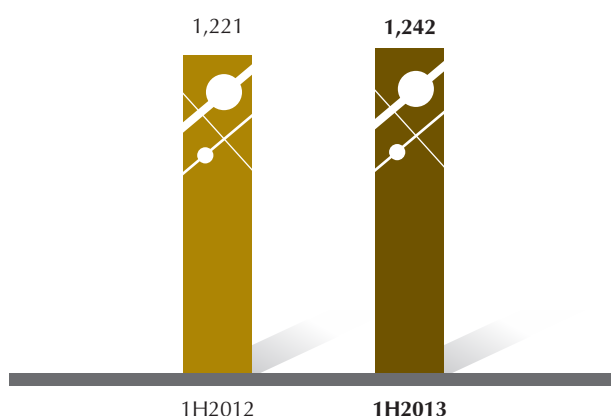
Gross Profit

(RMB millions)



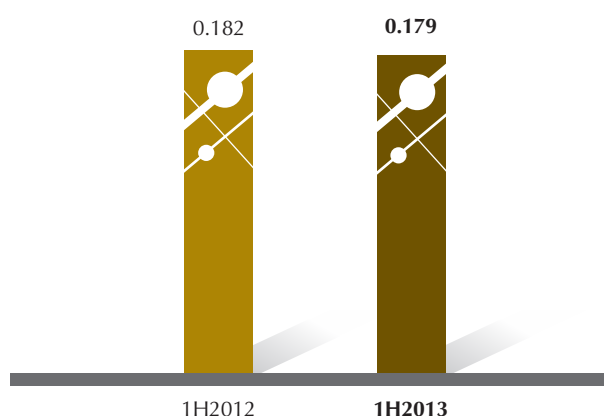
Profit Attributable to Equity Shareholders

(RMB millions)



Basic Earnings per Share

(RMB)



(1) The interim financial data for 2012 have been restated due to the newly acquired companies. Please refer to note 2 of the unaudited financial statements for details.