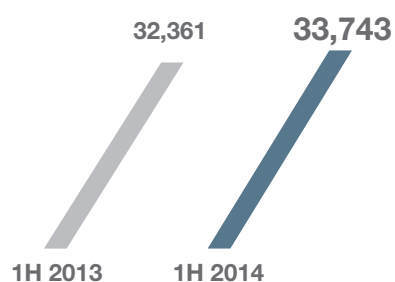


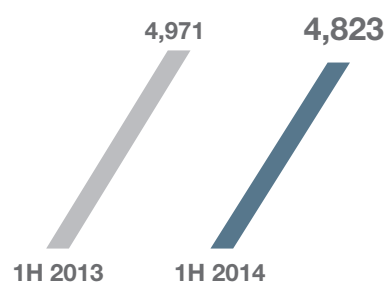
FINANCIAL HIGHLIGHTS

	Six months ended 30 June		Change
	2013	2014	
Revenues (RMB millions)	32,361	33,743	4.3%
Gross profit (RMB millions)	4,971	4,823	-3.0%
Profit attributable to equity shareholders (RMB millions)	1,242	1,238	-0.4%
Basic earnings per share (RMB)	0.179	0.179	—

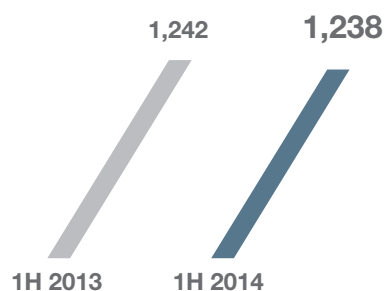
REVENUES (RMB MILLIONS)



GROSS PROFIT (RMB MILLIONS)



PROFIT ATTRIBUTABLE TO EQUITY SHAREHOLDERS (RMB MILLIONS)



BASIC EARNINGS PER SHARE (RMB)

