

FINANCIAL HIGHLIGHTS

02

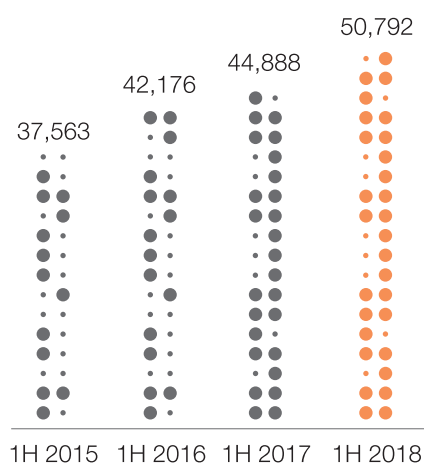
China Communications Services Corporation Limited Interim Report 2018

Six months ended 30 June

	2018	2017	Change
Revenues (RMB million)	50,792	44,888	13.2%
Gross profit (RMB million)	6,176	5,709	8.2%
Profit attributable to equity shareholders of the Company (RMB million)	1,595	1,469	8.6%
Basic earnings per share (RMB)	0.230	0.212	8.6%
Free cash flow ¹ (RMB million)	877	2,002	-56.2%

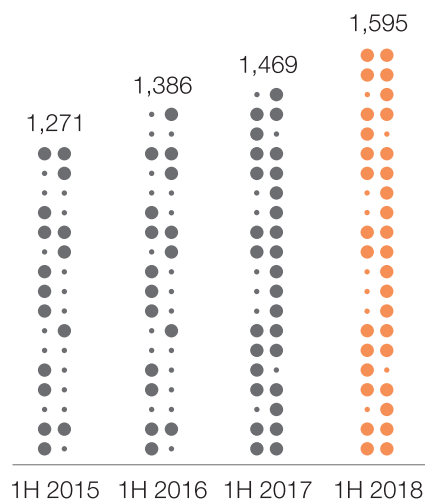
Revenues

(RMB million)



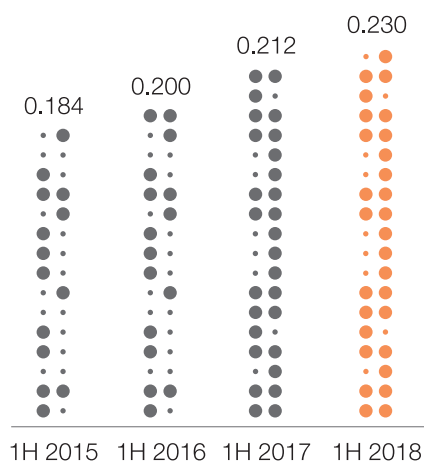
Profit Attributable to Equity Shareholders of the Company

(RMB million)



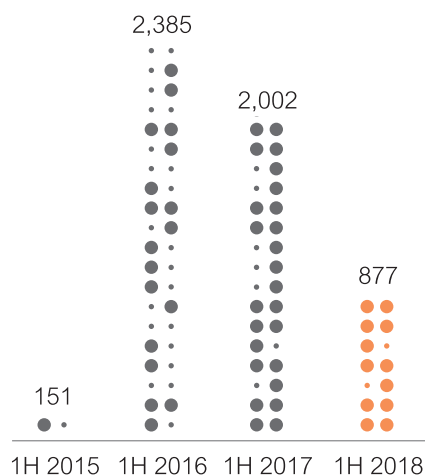
Basic Earnings per Share

(RMB)



Free Cash Flow

(RMB million)



¹ Free cash flow = Profit for the year + Depreciation and amortisation – Changes in working capital – Capital expenditure