

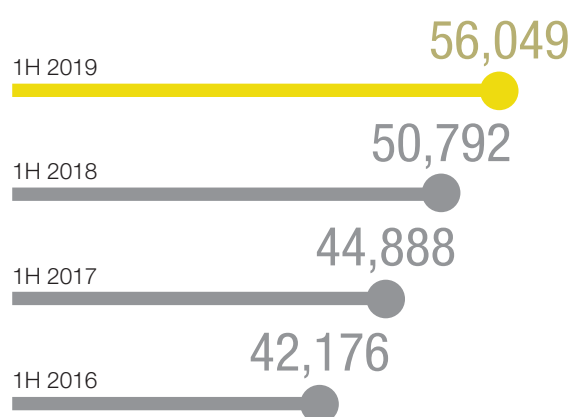
FINANCIAL HIGHLIGHTS

Six months ended 30 June

	2019	2018	Change
Revenues (RMB million)	56,049	50,792	10.4%
Gross profit (RMB million)	6,300	6,176	2.0%
Profit attributable to equity shareholders of the Company (RMB million)	1,712	1,595	7.3%
Basic earnings per share (RMB)	0.247	0.230	7.3%
Free cash flow ¹ (RMB million)	(425)	877	—

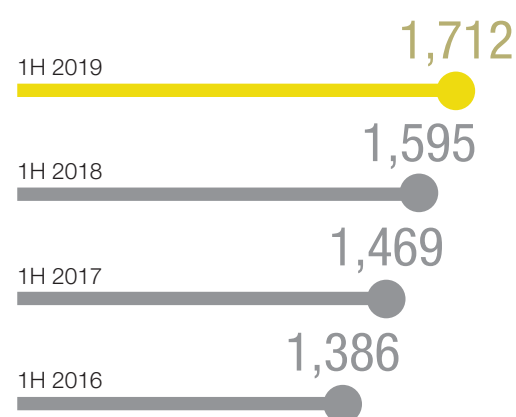
Revenues

(RMB million)



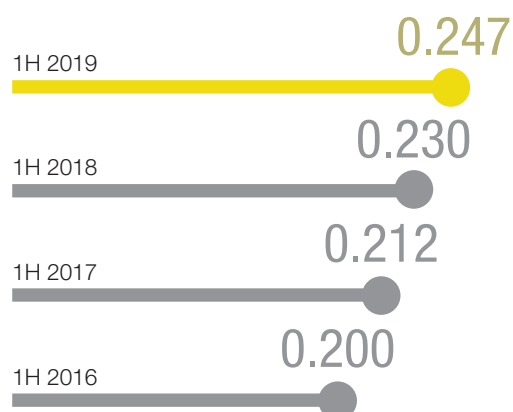
Profit Attributable to Equity Shareholders of the Company

(RMB million)



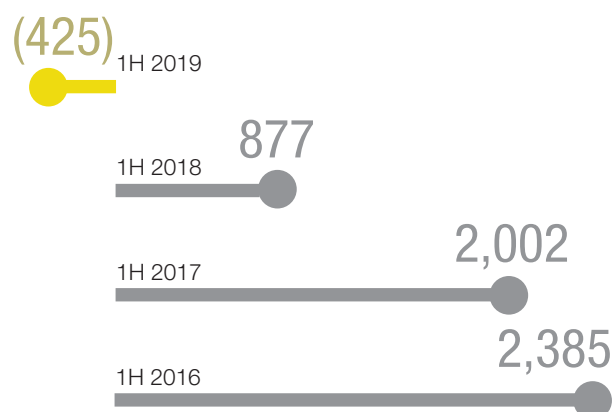
Basic Earnings per Share

(RMB)



Free Cash Flow

(RMB million)



¹ Free cash flow = Profit for the year + Depreciation and amortisation – Changes in working capital – Capital expenditure